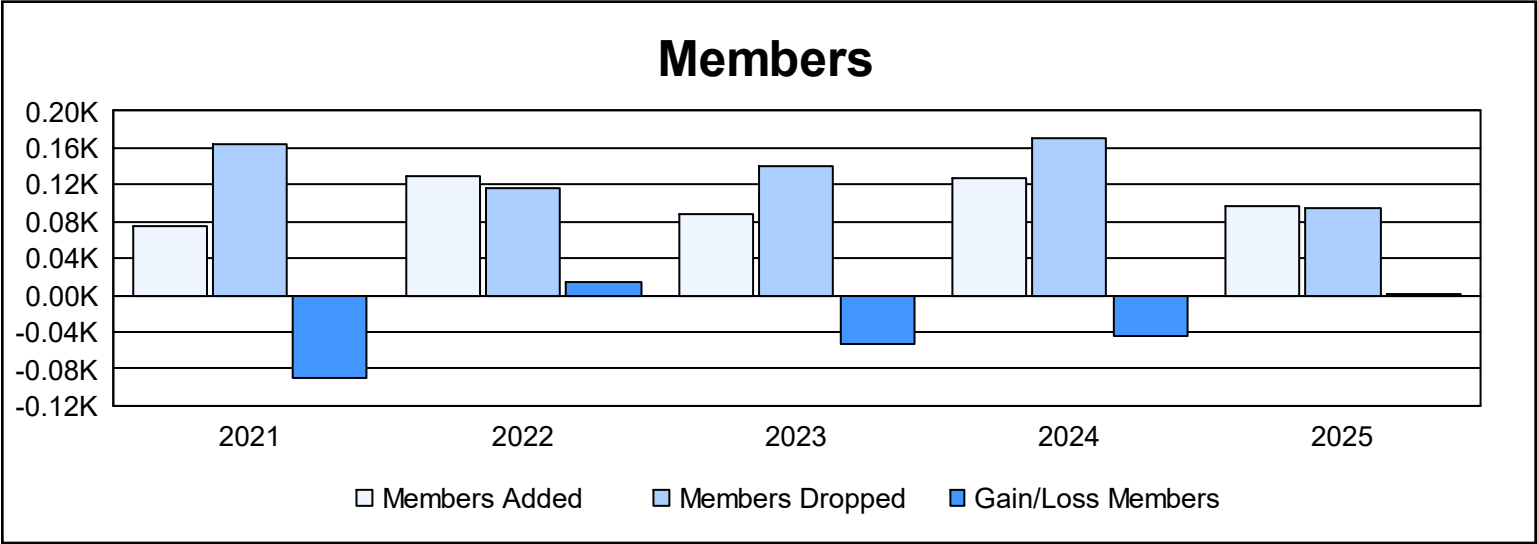
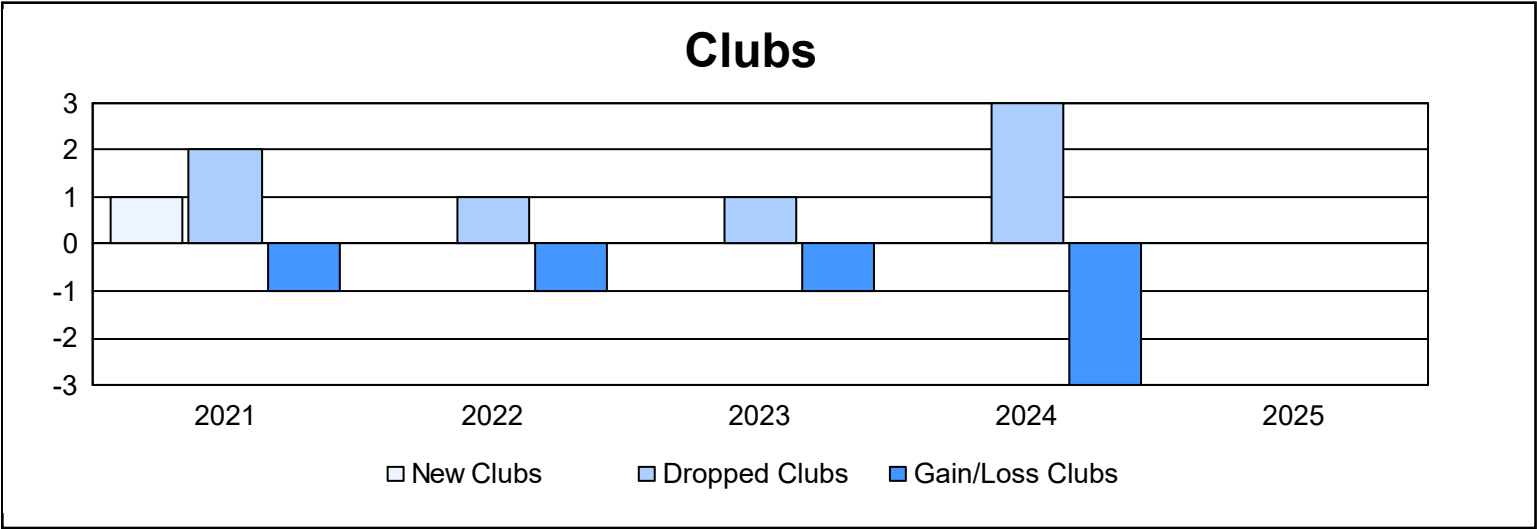
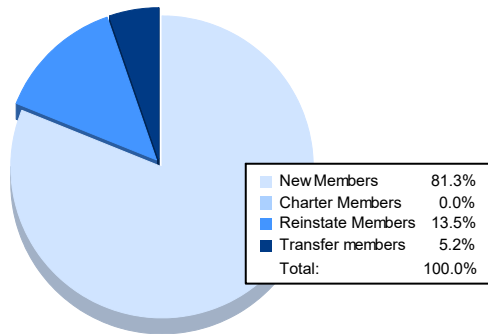


| Year | New Clubs | Dropped Clubs | Gain/ Loss Clubs | New Members | Charter Members | Reinstate Members | Transfer Members | Total Member Added | Total Members Dropped | Gain/ Loss Members |
|-----------|-----------|---------------|------------------|-------------|-----------------|-------------------|------------------|--------------------|-----------------------|--------------------|
| 2020-2021 | 1 | 2 | -1 | 46 | 22 | 5 | 1 | 74 | 163 | -89 |
| 2021-2022 | 0 | 1 | -1 | 119 | 1 | 5 | 5 | 130 | 116 | 14 |
| 2022-2023 | 0 | 1 | -1 | 84 | 0 | 3 | 0 | 87 | 140 | -53 |
| 2023-2024 | 0 | 3 | -3 | 108 | 0 | 7 | 12 | 127 | 171 | -44 |
| 2024-2025 | | | | 78 | 0 | 13 | 5 | 96 | 94 | 2 |
| Average | 0 | 2 | -2 | 87 | 5 | 7 | 5 | 103 | 137 | -34 |



Membership Composition June 2025 Cumulative



Gender Composition June 2025 Cumulative

